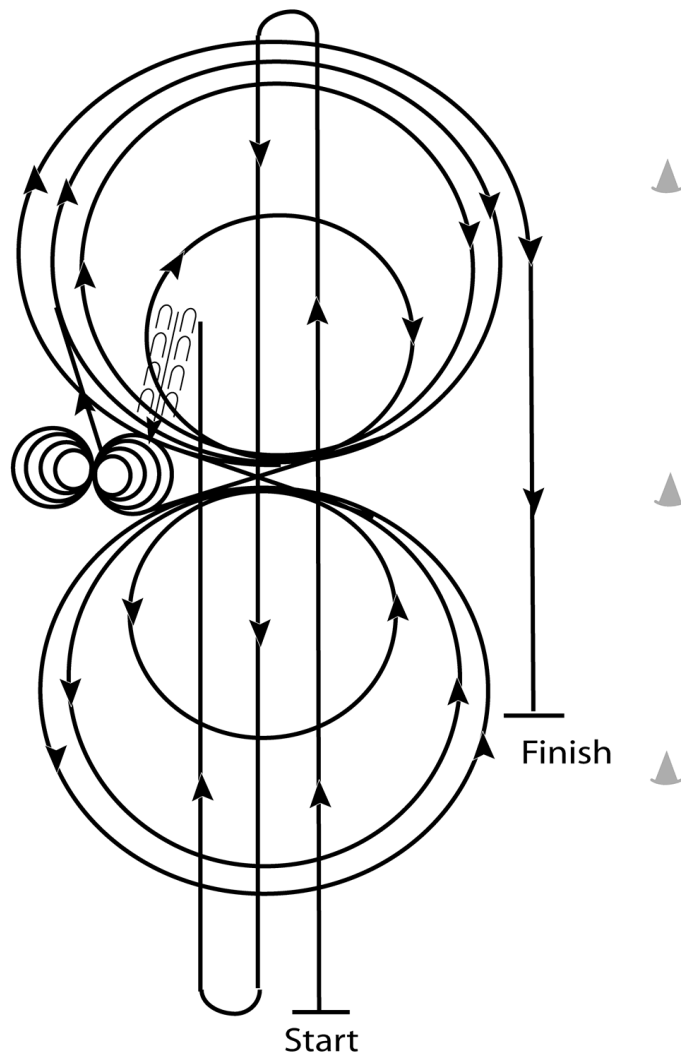


Topeka Quarter Horse Show

Reining (All)

Show Date: 09/28/2017



1. Run at speed to the far end of the arena past the end marker and do a left rollback – no hesitation.
2. Run to the opposite end of the arena past the end marker and do a right rollback – no hesitation.
3. Run past the center marker and do a sliding stop. Back up to the center of the arena at least ten feet (3m). Hesitate.
4. Complete four spins to the right.
5. Complete four and one-quarter spins to the left so that horse is facing left wall or fence. Hesitate.
6. Beginning on the right lead, complete three circles to the right: the first two circles large and fast; the third circle small and slow. Change leads at the center of the arena.
7. Complete three circles to the left: the first two circles large and fast; the third circle small and slow. Change leads at the center of the arena.
8. Begin a large fast circle to the right but do not close this circle. Run straight down the right side of the arena past the center marker and do a sliding stop at least twenty feet (6.09m) from the wall or fence. Hesitate to demonstrate completion of the pattern.
Rider may drop bridle to the designated judge.

[R/AQHAP-7]

Pattern Provided by:

Kendra Weis

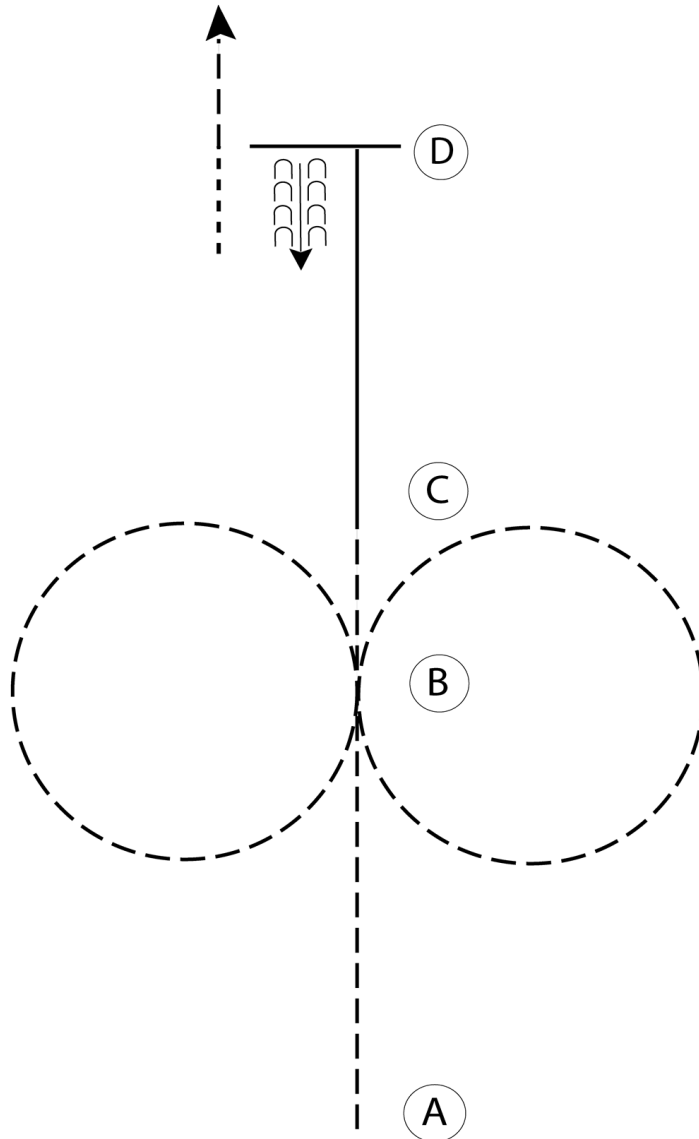
Topeka Quarter Horse Show

Hunt Seat Equitation (Level 1 Amateur and Youth)

Show Date: 09/28/2017

www.HorseShowPatterns.com

www.HorseShowPatterns.com



1. Sitting trot from A to B
2. Perform a figure eight at the posting trot starting to the right
3. Continue posting trot to C
4. Canter right lead to D
5. At D stop and back five steps
6. Walk five steps and trot to the line

Walk	-----
Trot	- - - - -
Extended Trot	-----
Canter	-----
Leg Yield	
Lead Change	— / —
Back	← C C C C C
Marker	(B)
Sidepass	← - - - - - →
Hand Gallop	-----

[HSE/1-5]

Pattern Provided by:

Kendra Weis

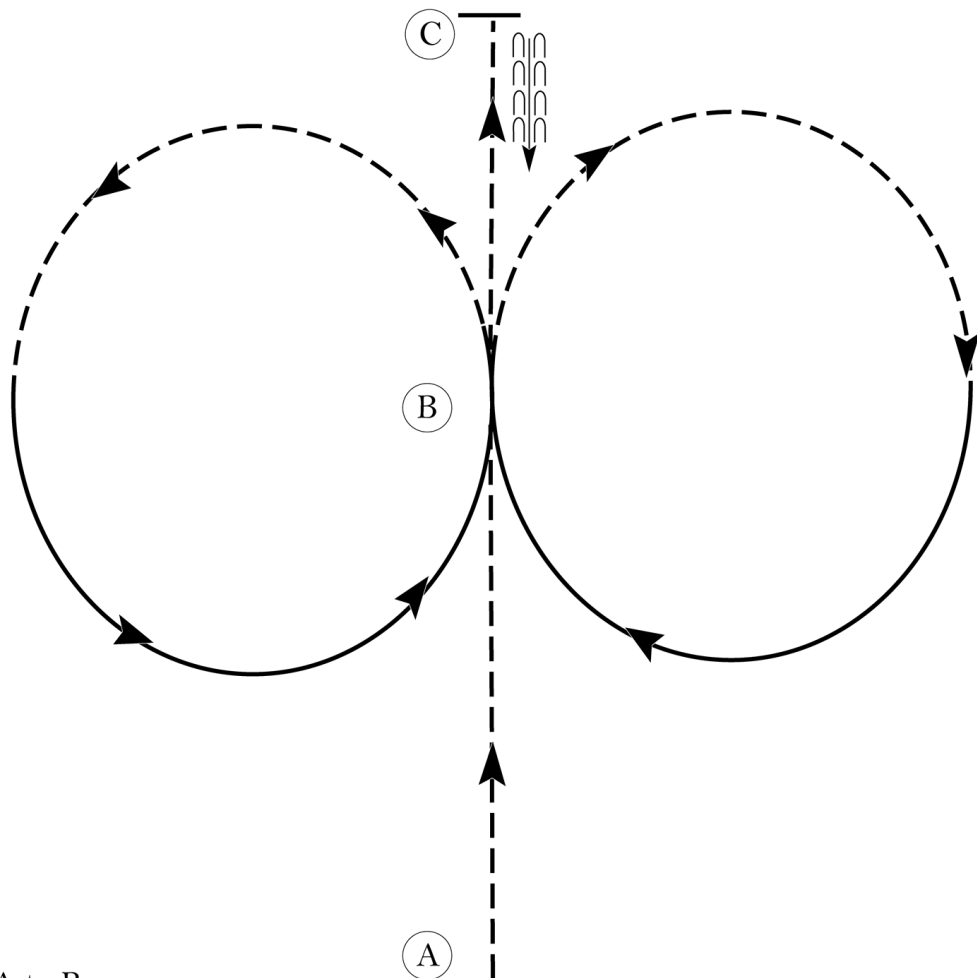
Topeka Quarter Horse Show

Hunt Seat Equitation (Youth, Amateur, and Select Amateur)

Show Date: 09/28/2017

www.HorseShowPatterns.com

www.HorseShowPatterns.com



1. Sitting trot A to B
2. At B posting trot on the left diagonal in a half circle.
3. Canter on the right lead back to B. .
4. Posting trot on the right diagonal in a half circle.
5. Canter on the left lead back to B.
6. Sitting trot to C.
7. Stop at C and back approximately one horse length.

Exit at a sitting trot.

Walk	-----
Trot	- - - - -
Extended Trot	-----
Canter	—————
Leg Yield	
Lead Change	↘ ↙
Back	← ← ← ← ←
Marker	⊙ B
Sidepass	← - - - - ←
Hand Gallop	———

[HSE/2-21]

Pattern Provided by:

Kendra Weis

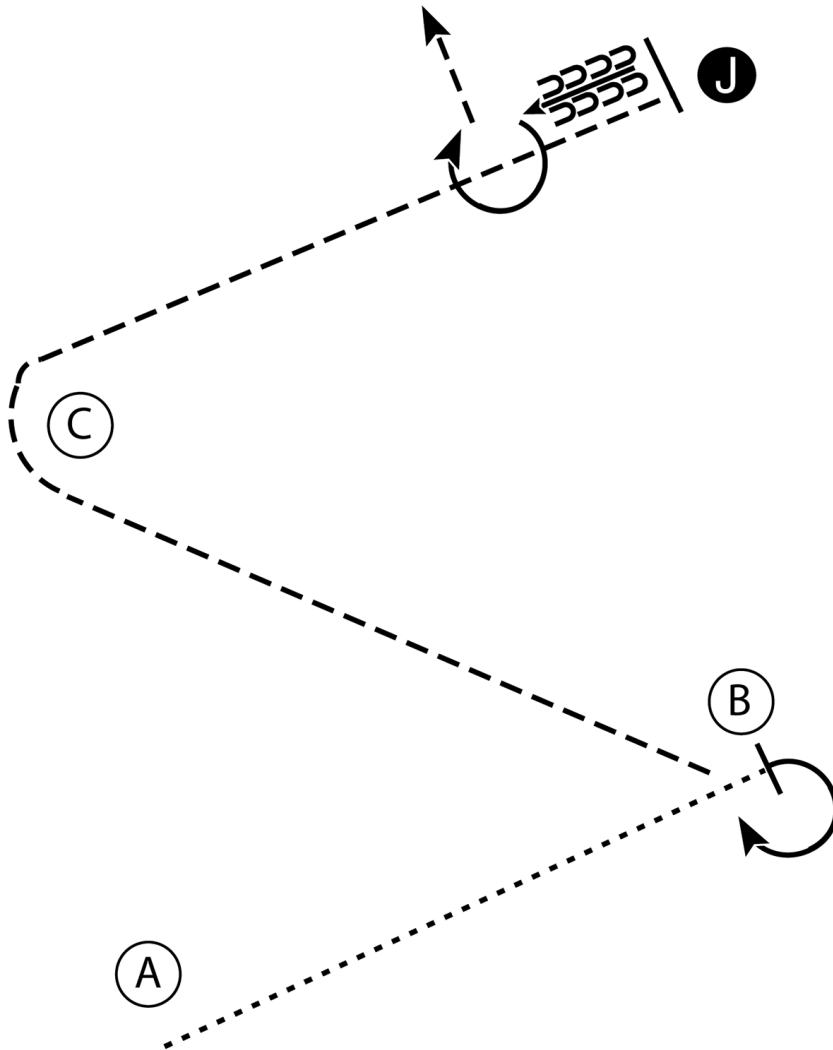
Topeka Quarter Horse Show

Showmanship (All Other Classes)

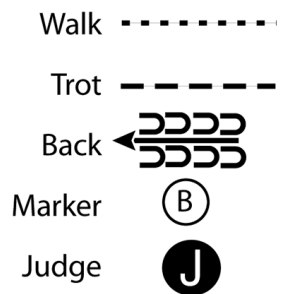
Show Date: 09/28/2017

w w w . H o r s e S h o w P a t t e r n s . c o m

w w w . H o r s e S h o w P a t t e r n s . c o m



1. Begin at A. Walk from A to B.
2. Stop and perform a 245 degree turn.
3. Trot around C to the Judge. Set up for inspection.
4. When dismissed back four steps and perform a 270 degree turn.
5. Trot to the line-up.



[S/3-6]

Pattern Provided by:

Kendra Weis

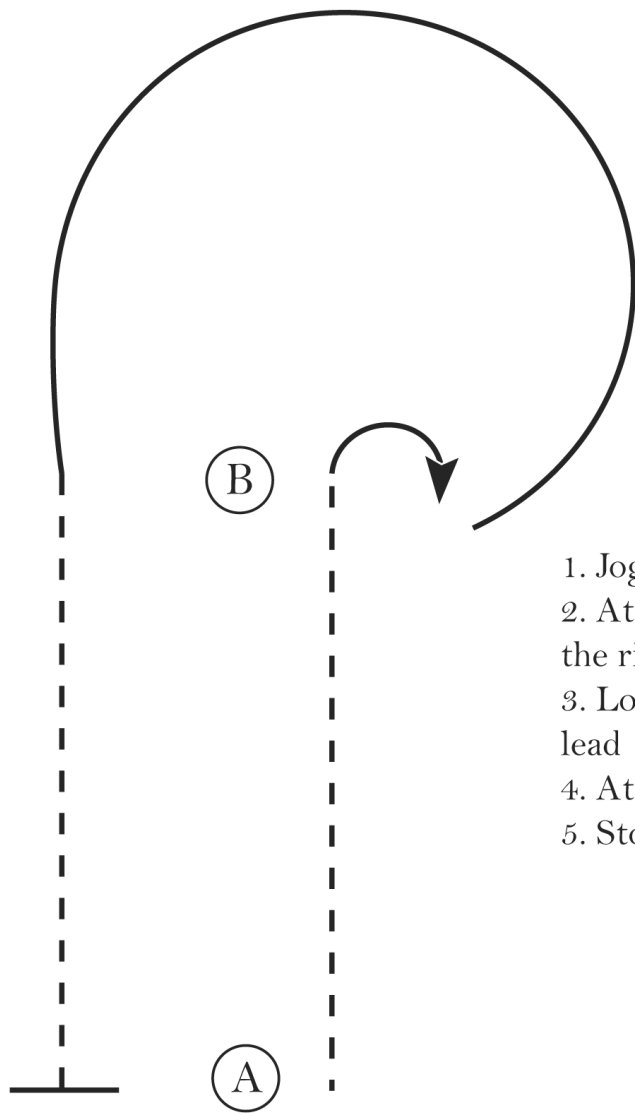
Topeka Quarter Horse Show

Western Horsemanship (Level 1 Amateur and Youth)

Show Date: 09/28/2017

w w w . H o r s e S h o w P a t t e r n s . c o m

w w w . H o r s e S h o w P a t t e r n s . c o m



1. Jog A to B
2. At B perform a 90 degree turn to the right
3. Lope a circle around B on the left lead
4. At B jog to A
5. Stop at A.

Walk
Jog	- - - - -
Extended Jog	- - - - -
Lope	—————
Leg Yield	
Lead Change	↘
Back	←←←←← ←←←←←
Marker	(B)
Sidepass	←←←←←

[WH/1-14]

Pattern Provided by:
Kendra Weis

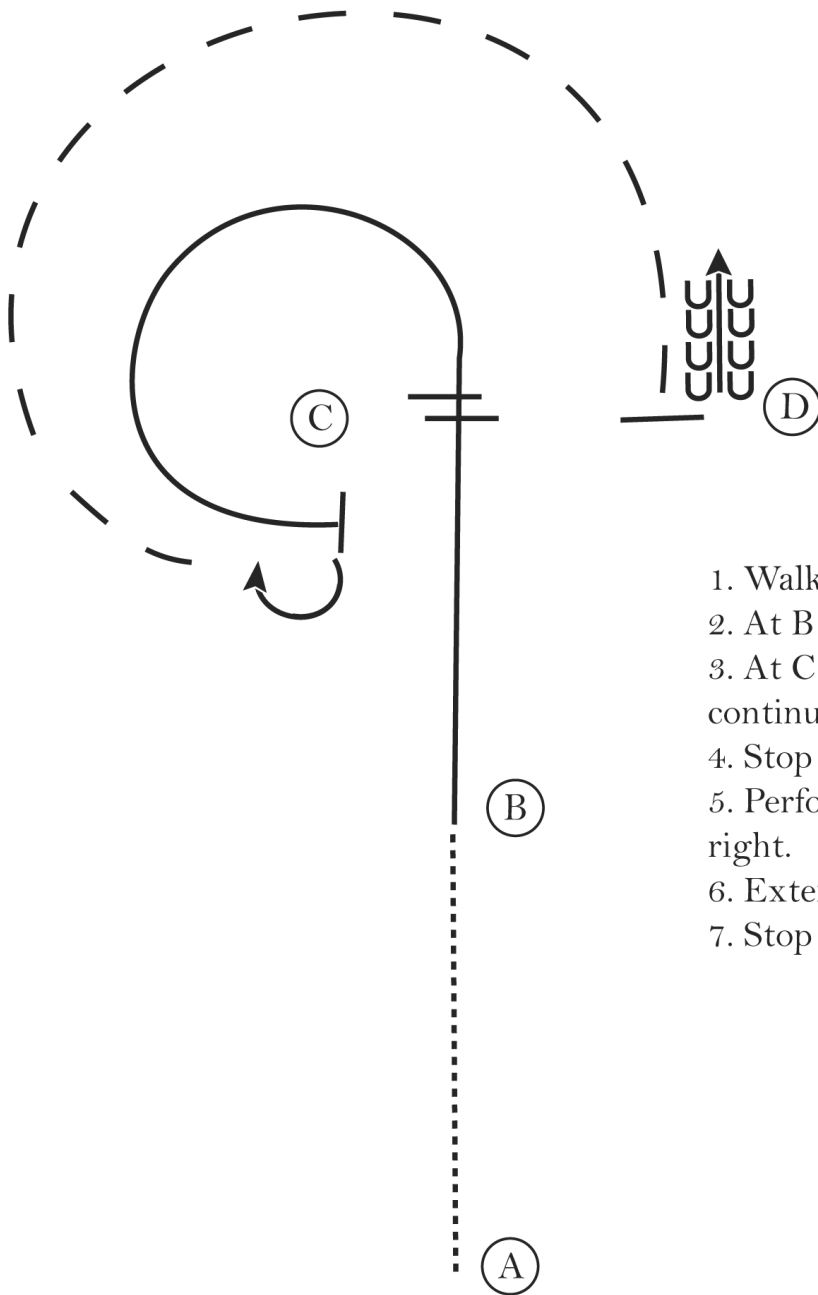
Topeka Quarter Horse Show

Western Horsemanship (Youth, Amateur and Select Amateur)

Show Date: 09/28/2017

w w w . H o r s e S h o w P a t t e r n s . c o m

w w w . H o r s e S h o w P a t t e r n s . c o m



1. Walk A to B.
2. At B lope on the right lead to C.
3. At C perform a lead change and continue on the left lead around C.
4. Stop at C.
5. Perform a 180 degree turn to the right.
6. Extend the jog around C.
7. Stop at D and back 4 steps.

Walk
Jog	- - - - -
Extended Jog	- - - - -
Lope	—————
Leg Yield	
Lead Change	———/———
Back	←←←←← ———
Marker	(B)
Sidepass	←———←

[WH/2-1]

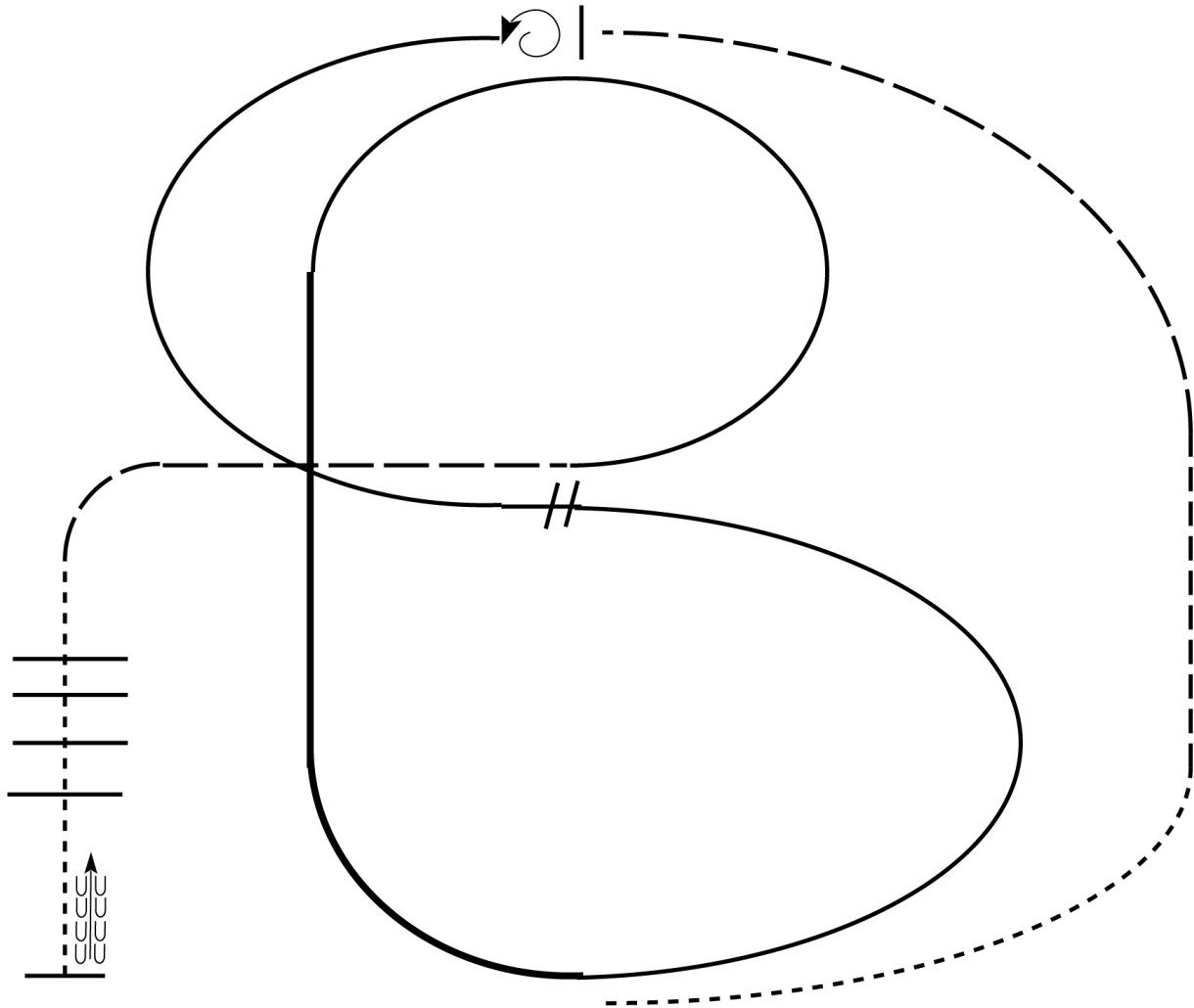
Pattern Provided by:

Kendra Weis

Topeka Quarter Horse Show

Ranch Riding (All)

Show Date: 09/28/2017



1. Walk
2. Trot
3. Extend the trot, at the top of the arena, stop
4. 360 degree turn to the left
5. Left lead 1/2 circle, lope to the center
6. Change leads (simple or flying)
7. Right lead 1/2 circle
8. Extended lope up the long side of arena (right lead)
9. Collect back to a lope around the top of the arena and back to center
10. Break down to an extended trot
11. Walk over poles.
12. Stop and back

Walk	-----
Jog	- - - - -
Extended Jog	- - - - -
Lope	—————
Lead Change	///
Back	← ○○○○
Marker	ⓑ

[RR/1]

Pattern Provided by:

Kendra Weis

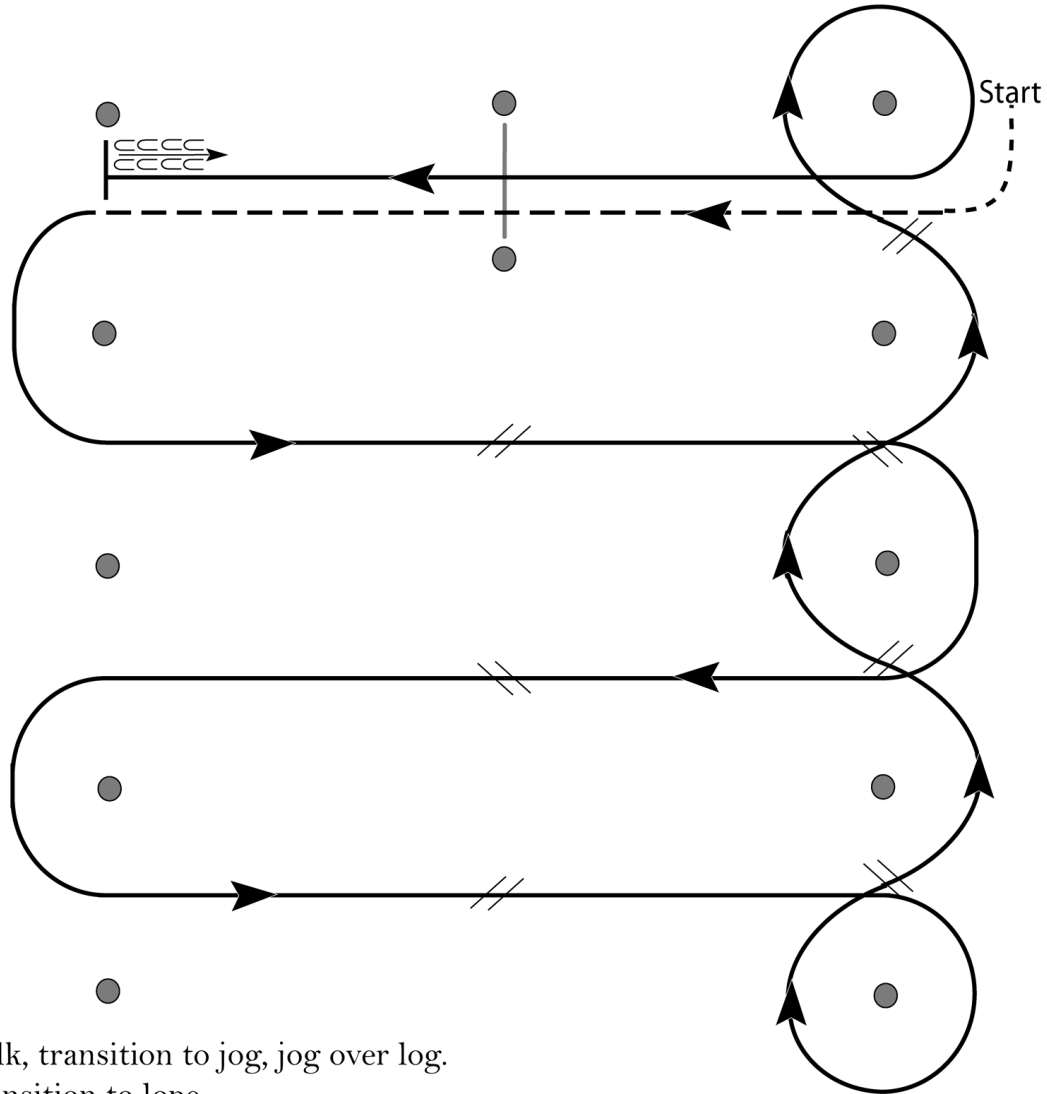
w w w . H o r s e S h o w P a t t e r n s . c o m

w w w . H o r s e S h o w P a t t e r n s . c o m

Topeka Quarter Horse Show

Western Riding (All)

Show Date: 09/28/2017



1. Walk, transition to jog, jog over log.
2. Transition to lope.
3. First crossing change.
4. Second crossing change.
5. Third crossing change.
6. Circle and first line change.
7. Second line change.
8. Third line change.
9. Fourth line change and circle.
10. Lope log.
11. Lope, stop and back.

[WR/OP-2]

Pattern Provided by:

Kendra Weis